



NG60

User Manual





Thank you for purchasing the Polaris NG60 Reversing System
Before operation, be sure to thoroughly read these instructions.
Keep these instructions with your vehicle records for future reference.

Warranty for this product is 3 years from date of purchase, however warranty will be voided if:

- The unit is tampered with, damaged or modified in any way.
- Reverse camera cable is cut or modified in any way.
- Reverse camera is subjected to over voltage.

Warranty Terms

The NG60 is covered for 3 years and includes:

- Defective Equipment
- Defective Cables

Not Covered under warranty:

- Abuse
- Improper installation
- Alteration to cables (this includes cutting of any cables)
- Remote control batteries
- Accidents
- Water Damage
- Improper use
- Labour

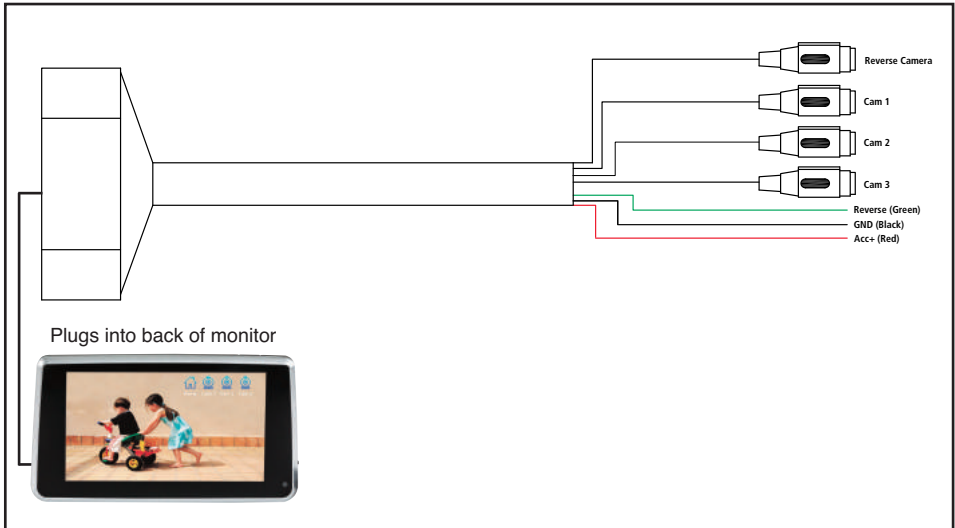
If you have any questions concerning the installation, warranty or the operation of the unit,
please contact **Polaris** on **1300 555 514**.

We hope that you enjoy the Polaris NG60.

INDEX

Wiring Diagram	Page 3
Reverse Camera	Page 4
Rear View Cameras	Page 5
Settings	Page 6
Remote Control	Page 7
Specifications	Page 8

Wiring Diagram



Wiring Notes:

- The NG60 has 4 camera inputs but is designed for one camera to be triggered when reverse gear is engaged.
- Whichever camera you want to trigger when reverse gear is engaged, please make sure you plug it into the reverse camera input.
- You can still access Cam 1, 2 & 3 whilst in reverse, please see page 4 for instructions on how to do this.
- If you don't wish for a camera to activate whilst in reverse, then simply plug your camera into either Cam 1, 2 or 3 as you can view these cameras whilst driving.
- Cam 1, 2 & 3 can be accessed at any time whilst driving forward, please see page 5 for instructions on how to do this.
- The NG60 is 12-32Volt and is built into the monitor.
- If you are only wiring up one camera to engage when in reverse please run the Acc+ (red) along with the reverse trigger wire (green) directly to your reverse lights. This way the monitor will power down when drive is activated. If you add an additional camera(s) at a later stage, please run the ACC+(red) to accessories power so you can access the additional camera(s) whilst driving.

If you have any questions in regards to the wiring of this unit, please contact

Polaris on 1300 555 514

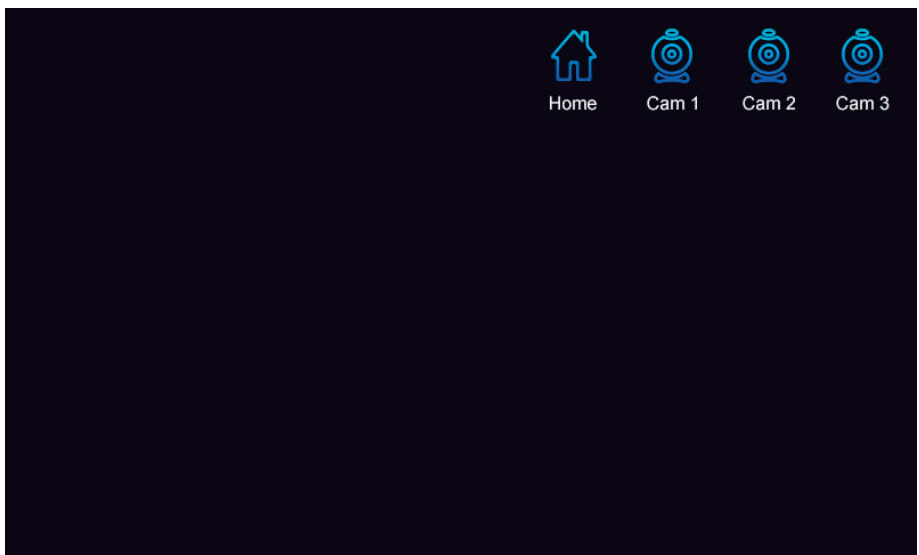
Camera Functionality

Reverse Camera

The NG60 is designed to have one reverse camera and 3 additional cameras wired up.

When you put the vehicle into reverse, the reverse camera will activate and override the screen that you were originally on.

If you wish to view any of the other cameras whilst in reverse, touch the screen and it will bring up the below options in the top right hand corner:



Choose your desired camera.

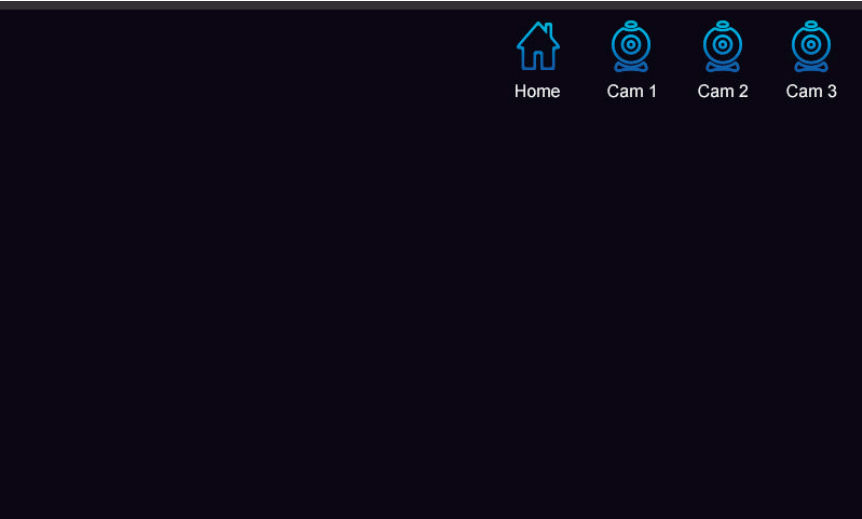
Camera Functionality

Rear View Cameras

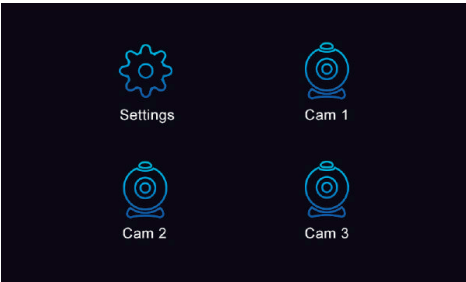
If you don't wish for a camera to activate whilst in reverse, then simply plug your camera into either Cam 1, 2 or 3.

If you have 3 cameras plugged into the NG60 you can view any of these cameras while driving.

Simply touch the screen to bring up the below options in the top right hand corner and choose the appropriate camera that you wish to view.




Alternatively, you can also touch the home icon which will take you to the main menu and give you the 3 camera options.

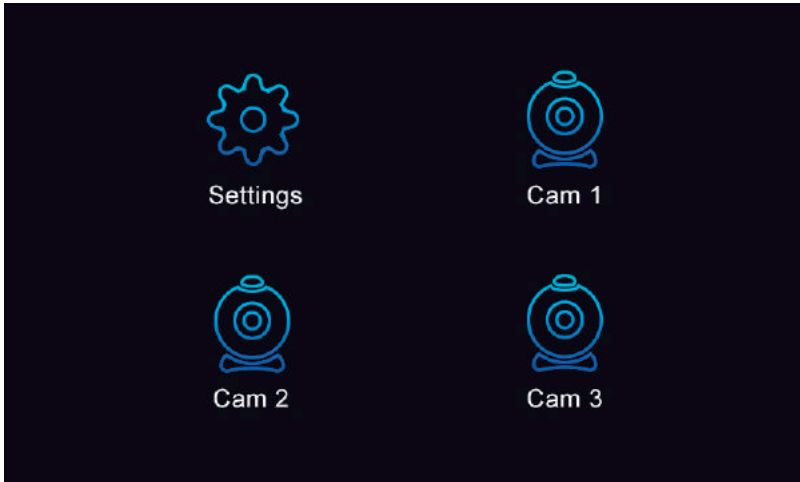


Settings

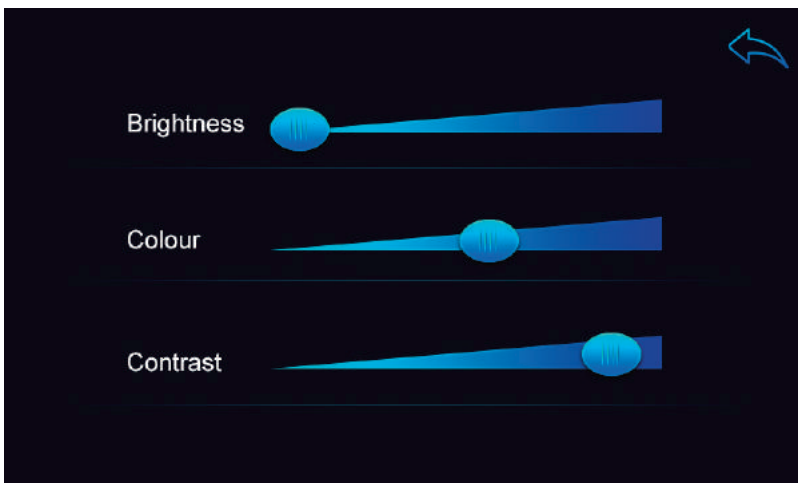
Brightness, colour and contrast

If you touch anywhere on the screen you will see the following icon in the top right hand corner:  Touch this icon to enter into the main menu.

Touch the settings icon to enter into the settings feature:



Settings menu:

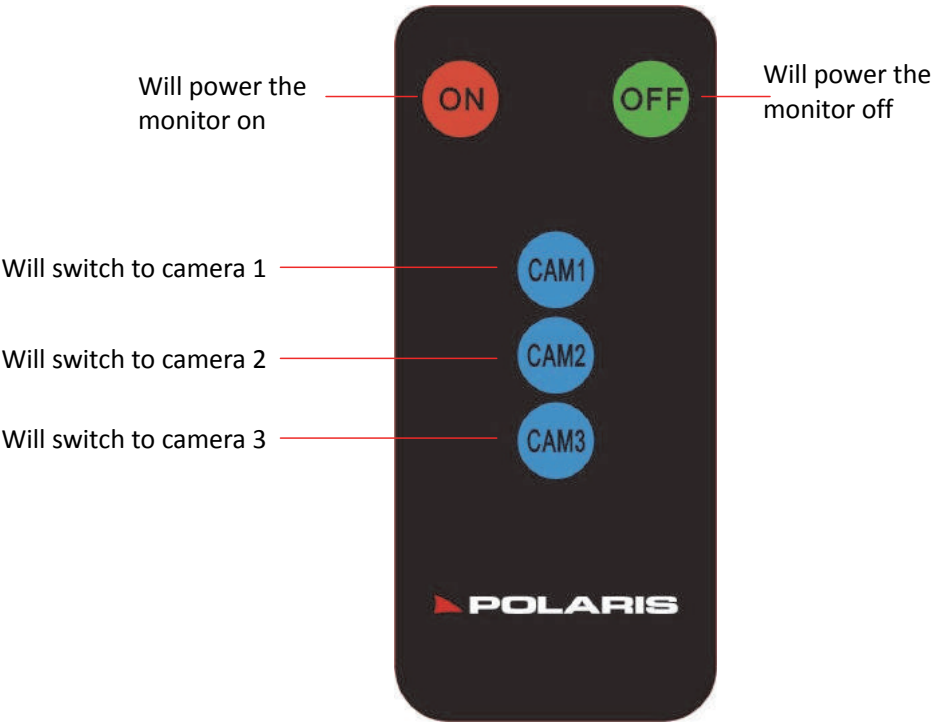


Adjust to your desired setting

Remote Control

Functionality

The remote will only allow you to select the different cameras whilst driving.



Specifications

Monitor Specs	
Monitor:	6.2"Anti Glare Capacitive Touch Screen
Resolution:	800x480 pixels
Display Method:	Digital TFT LCD Monitor
Operating Temperature:	Minus 10°C to 60°C
Power input:	DC12V-32V
Video form:	PAL/NTSC
OSD Language:	English
Power Consumption	0.5A
IR Sensor	Yes - for remote control
Wiring Harness	
Wiring:	Universal wiring harness with 4 camera inputs
Multi Camera support:	Yes, 4 camera inputs with Polaris configuration 4 pin DIN plugs
Reverse Trigger:	yes, reverse camera trigger wire
Ideal camera setup:	Reverse camera (triggers when vehicle is in reverse) / Cam 1 / Cam 2 / Cam 3
Reverse Gear Camera Accessibility:	Can still access Cam 1, Cam 2 & Cam 3 whilst in Reverse gear.
Rear Vision Camera Accessibility:	Can only access Cam 1, Cam 2 & Cam 3 whilst driving forward
Miniature Camera Specs	
Image device:	1/3" CMOS PC1099
Cable length:	7 metres
Pixel Size:	5.00µm * 7.4µm
Effective Pixels:	976 (H)* 496 (V)
Lens Angle	170° degree wide angle
Minimum Illumination	0.1 Lux/F
Sensitivity:	11.4 [V/Lux.sec]
TV Lines:	600 TV Lines
Format:	NTSC
Power Consumption:	360 [mW] @ Dynamic / 484 [µW] @ Standby
Operating Temperature:	Minus 20°C to 85°C, RH95% MAX
IP Rating:	IP67
General Information	
Warranty Period:	3 years from date of purchase
Model No.	NG60
Accessories Included:	
	6.2"Anti Glare Capacitive Touch Screen
	Universal wiring harness with four camera inputs
	Miniature Camera with 7 metre cable
	Dash mount with 3m stick pad